



Can you Imagine  
This small device  
can save  
A whole lot of Money  
and Hassles for you

>TECH-LOCK<

## Applications

• Bulk Drugs • Pharmaceuticals & Vitamins • Fine Chemicals • Dyes & Engineering Goods



# >TECH-LOCK<

**Unique anti-theft Seal,  
saves your  
precious cargo  
from tampering**

✧ 100% tamperproof because the drum can not be opened without breaking the seal.

**One time use only.**

✧ **Advantages over**

**Plastic Seals** : Plastic seals can easily be opened with the help of plastic solvents and can be refixed with magic glues like 'Super Viz', 'Fevikwick' etc.

**Lead Seals** : Lead Seals can be cut open and resealed with ease.

✧ >TECH-LOCK< is directly fitted into the drum-ring hole, **which ensures ultimate security.** Other seals are indirectly fitted by means of a thread or a wire, that leaves scope for easy pilferage, by cutting and soldering back the wire.

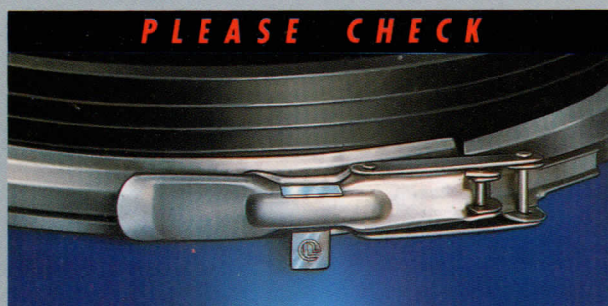
✧ **Less time consuming, simple operation.**

✧ More than 160 renowned organisations are already using the >TECH-LOCK< SEALS most effectively.

✧ Rust-Proof made of special steel, not affected by heat & chemicals as in the case of plastic seals.

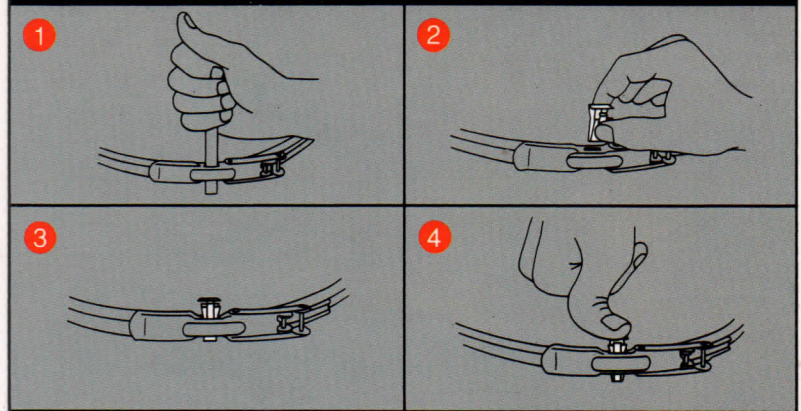
✧ Available duly embossed with non-repeat six digit serial number with specific emblem or name of the company in different colours.

✧ Available in two different sizes



1. The top big flap of the >TECH-LOCK< seal is intact and unbroken.
2. If the big flap is broken, it indicates that the contents might have been tampered with. Do not accept such drums/barrels.
3. If the big flap is intact, it guarantees the contents being untampered. Because, the only way to unlock the seal, is by breaking the big top flap.

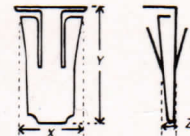
## H O W T O L O C K



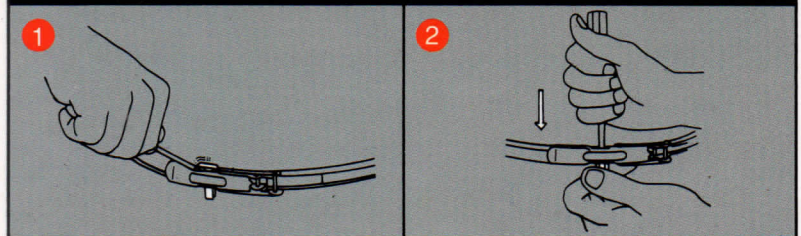
### Quick-seal function of >TECH-LOCK< Anti-theft Seals :

1. Adjust the groove in the drum-ring with help of the special punch supplied to you, so that the >TECH-LOCK< seal can be easily inserted. Match the groove size of the drum-ring to 15.5 mm X 4.0 mm for Size 1 seal and 14.0 mm X 3.5 mm for size 2 seal, exactly for flawless insertion and operation of the seal.
2. Hold the >TECH-LOCK< seal pressed in your fingers with the top big flap facing outer side as shown in figure 2. Press enough so that the big flap along with its vanes come closer to the opposite small flap and its vanes.
3. Now insert the >TECH-LOCK< in the rectangular hole of the drum locking ring, so that the lower portion of the seal is visible from the bottom side of the drum-ring groove.
4. Now simply press the big flap from the top. The seal fits in its proper place with a click sound. Your drum locking ring is now sealed with the guarantee of >TECH-LOCK< tamperproof safety.

	X mm	Y mm	Z mm
Size 1	15.5	29	3.5
Size 2	14.0	29	3.0



## H O W T O U N L O C K



### Instructions for unlocking >TECH-LOCK< Anti-theft Seals :

1. Lift up top flap of the >TECH-LOCK< seal with a screwdriver to open the drum. It will break instantly.
2. To remove the remaining part of the broken seal, push it down from the top with a screw driver, it will come off from the bottom side of the drum locking ring.

For further Information  
Please Contact :

**TECHNIQUE  
SALES  
CORPORATION**

Mrs. : >TECH-LOCK<  
ANTI-THEFT DEVICE,  
PRESS CUTTING, PLASTIC ITEMS.  
3B/104, Asha Nagar,  
Western Express Highway,  
Borivili (East), Bombay 400 566.  
Tel. : 861 9517- 806 5627.  
Fax : 91-22-806 5627.

Approved by  
Indian Institute of  
Packaging  
Patent No.  
172675